



District Report Card: 2017


State: Chhattisgarh	District: Kondagaon
Class: 3	Subject: Language
Schools: 60	Students: 704


Participation/Coverage


Students

<div>GENDER</div> <div></div>	Boys		Girls	
	Number	%	Number	%
	327	46.45	377	53.55

<div>AREA</div> <div></div>	Rural		Urban	
	Number	%	Number	%
	655	93.04	49	6.96

<div>CATEGORY</div> <div></div>	SC		ST		OBC		GEN	
	Number	%	Number	%	Number	%	Number	%
	29	4.12	550	78.13	119	16.90	6	0.85

<div>CWSN</div> <div></div>	LD	VI	HI	S&LD	ID	Oth
	3	11	0	1	2	1

<div>Management</div> <div></div>	Government		Government-aided	
	Number	%	Number	%
	704	100.00	0	0.00

Average Performance of Students in Language (%)

Overall	Gender		Area		Management		Social Group			
	Male	Female	Rural	Urban	Govt.	Aided	SC	ST	OBC	GEN
62.40	62.14	62.62	62.18	65.31	62.40	0.00	64.83	61.56	66.55	44.44

Performance on Learning Outcomes (LOs)

Learning Outcomes	Description	Average Performance(%)
L304	Reads small texts with comprehension i.e., identifies main ideas, details, sequence and draws conclusions	63.30
L312	Reads printed scripts on the classroom walls: poems, posters, charts etc.	60.60

Range of Performance of Students who Answered Correctly							
Below 30%		30% - 50%		50% - 75%		Above 75%	
Number	%	Number	%	Number	%	Number	%
78	11.08	124	17.61	271	38.49	231	32.81

Lowest Performing Learning Outcomes (LOs)

1 - Reads printed scripts on the classroom walls: poems, posters, charts etc. (60.60)

2 - Reads small texts with comprehension i.e., identifies main ideas, details, sequence and draws conclusions (63.30)